


CHINA INTERNATIONAL MARINE CONTAINERS (GROUP) LTD



2017







— — — — —

—————







— — — — —


—————







The overall trend of the industry is positive.



---

27-48                      8 608 5 0                      6 02 243


---

45-85                      457 05                      250 782

---

28-8                      70 357                      47 120






Four horizontal blue lines with a blue curly bracket on the left side, indicating a list or notes area.








,56-10

0 103 4 8 2 6 2 578

,

,44 310

,2 877





2

3

4

5











05-44	2 640 1 1	2 107 506
,05-10	46 23	57 323



# II















# II

,4-60

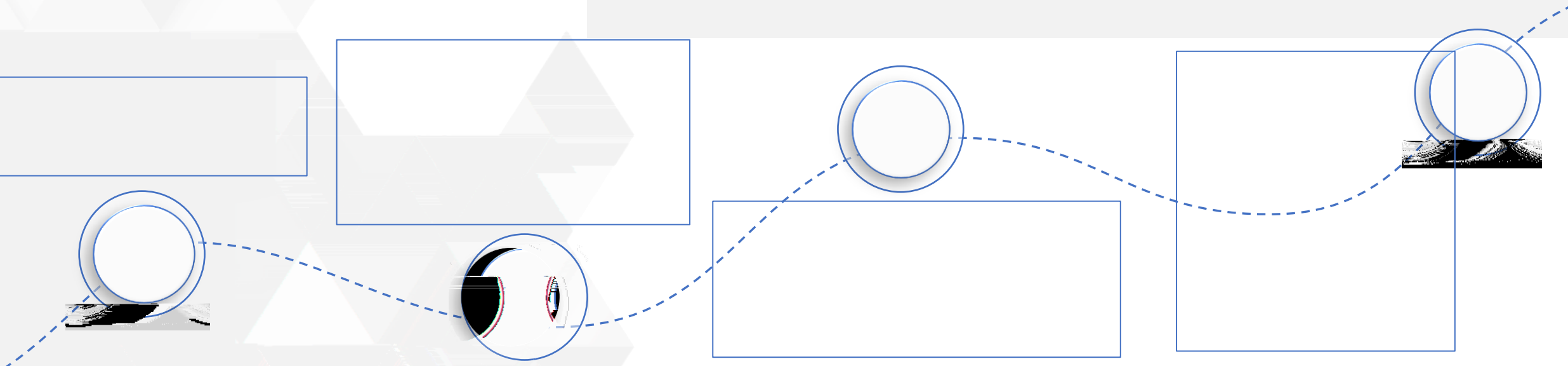
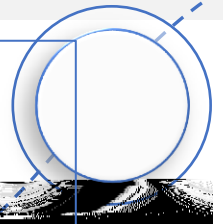
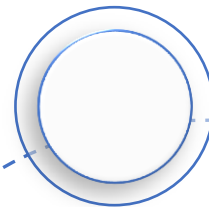
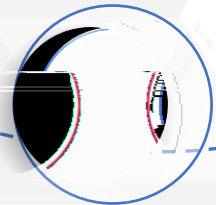

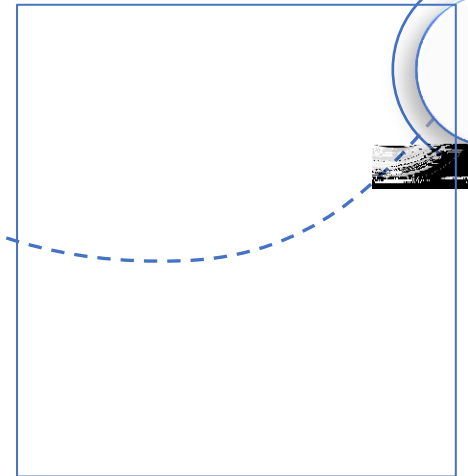

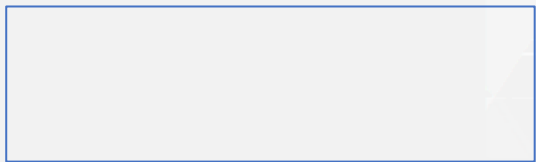
186 553


204 587

41- 3

54 24

31 664






---

2- 1                    0 037 3                    0 003 245


---

02-64                    405 86                    342 6 7

---
















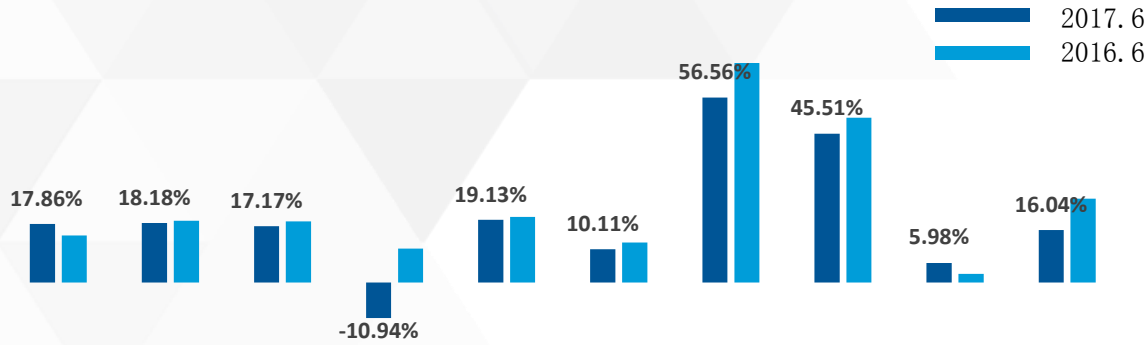
— — — — —

—————

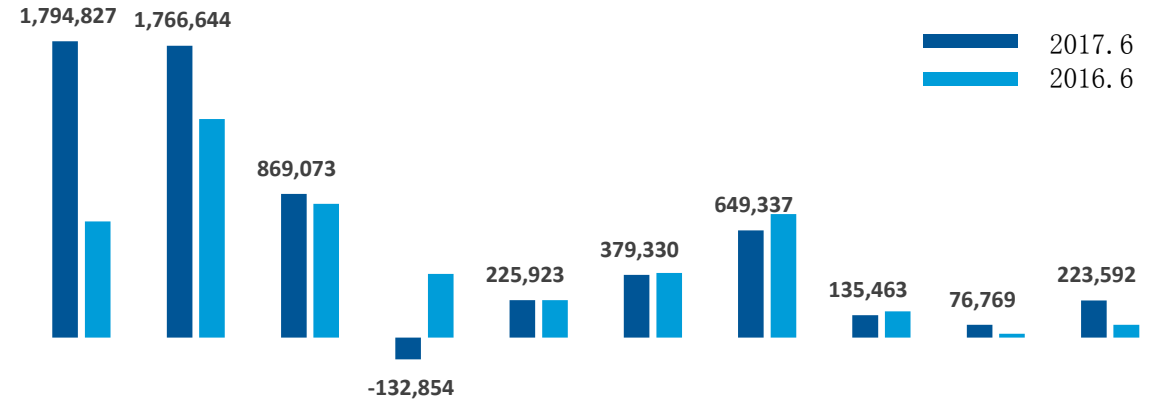




Gross profit margin of principle business (unaudited)



Gross profits of principle business (unaudited)



Net profits of principle business (unaudited)





— — — — —

—————





# III



